




















2009 Canadian Optimist Dinghy Championships

























Royal Victoria Yacht Club

























Results are final as of 16:23 on August 28, 2009





Overall

Sailed: 10, Discards: 2, To count: 8, Entries: 71, Scoring system: Opti Championship

| Rank | Fleet | Sail Number | Helm Name | Citizenship | R1 | R2 | R3 | R4 | R5 | R6 | R7 | R8 | R9 | R10 | Total | Nett |
|------|------------|-------------|-------------------------|--|--------|--------|--------|--------|------|--------|--------|--------|--------|--------|-------|-------|
| 1 | Opti Red | 1266 | Megarry, Meredith |  CAN | 1.0 | 3.0 | 3.0 | (11.0) | 5.0 | 1.0 | 7.0 | 1.0 | (22.0) | 1.0 | 55.0 | 22.0 |
| 2 | Opti Red | 1285 | Baum, Zachary |  CAN | 3.0 | 1.0 | 1.0 | (19.0) | 3.0 | 14.0 | 3.0 | (34.0) | 1.0 | 8.0 | 87.0 | 34.0 |
| 3 | Opti Blue | 1260 | Ehvert, Peter |  CAN | (9.0) | (16.0) | 6.0 | 7.0 | 4.0 | 7.0 | 6.0 | 2.0 | 4.0 | 2.0 | 63.0 | 38.0 |
| 4 | Opti Red | 13616 | Toland, Jack |  USA | 4.0 | 5.0 | 8.0 | 1.0 | 1.0 | (39.0) | 17.0 | 14.0 | 2.0 | (72.0) | 163.0 | 52.0 |
| 5 | Opti Blue | 1317 | Fraser, Jeremy "Bucket" |  CAN | 18.0 | (35.0) | 4.0 | 12.0 | 12.0 | 2.0 | 12.0 | (39.0) | 5.0 | 7.0 | 146.0 | 72.0 |
| 6 | Opti Red | 1000 | Surette, Allison |  CAN | 14.0 | (34.0) | 2.0 | 8.0 | 25.0 | 12.0 | 2.0 | (30.0) | 9.0 | 5.0 | 141.0 | 77.0 |
| 7 | Opti Red | 1416 | Koch, Adam |  CAN | (49.0) | 9.0 | 12.0 | 9.0 | 9.0 | 9.0 | 15.0 | 8.0 | 6.0 | (30.0) | 156.0 | 77.0 |
| 8 | Opti Red | 4343 | Hayton, Michael |  NZL | 32.0 | 11.0 | 5.0 | (33.0) | 2.0 | 4.0 | 4.0 | (43.0) | 11.0 | 12.0 | 157.0 | 81.0 |
| 9 | Opti Red | 1298 | Berezin, Linor |  CAN | 2.0 | 4.0 | 14.0 | 10.0 | 16.0 | 11.0 | 18.0 | (27.0) | 10.0 | (47.0) | 159.0 | 85.0 |
| 10 | Opti Blue | 1029 | Wollmann, Ceci |  BMU | (22.0) | 19.0 | 21.0 | 2.0 | 6.0 | 5.0 | 5.0 | 20.0 | (60.0) | 16.0 | 176.0 | 94.0 |
| 11 | Opti Red | 1297 | Hodgson, Andrew |  CAN | 28.0 | 6.0 | (30.0) | 18.0 | 13.0 | 3.0 | (30.0) | 4.0 | 12.0 | 13.0 | 157.0 | 97.0 |
| 12 | Opti Red | 4333 | Banks, Liam |  NZL | (58.0) | 31.0 | 11.0 | (41.0) | 11.0 | 15.0 | 10.0 | 5.0 | 23.0 | 4.0 | 209.0 | 110.0 |
| 13 | Opti Red | 1411 | Flinn, Max |  CAN | 11.0 | (36.0) | 7.0 | (30.0) | 21.0 | 22.0 | 1.0 | 9.0 | 20.0 | 27.0 | 184.0 | 118.0 |
| 14 | Opti Blue | 1429 | Lyall, Lloyd |  CAN | 40.0 | (51.0) | 15.0 | 3.0 | 7.0 | 8.0 | 36.0 | 7.0 | (44.0) | 6.0 | 217.0 | 122.0 |
| 15 | Opti Red | 1337 | Konitzer, Laura |  CAN | 8.0 | 12.0 | 18.0 | (37.0) | 33.0 | 17.0 | 8.0 | 6.0 | 21.0 | (42.0) | 202.0 | 123.0 |
| 16 | Opti White | 1102 | Vittecoq, Justin |  CAN | 33.0 | (49.0) | 10.0 | 20.0 | 24.0 | (45.0) | 24.0 | 3.0 | 3.0 | 14.0 | 225.0 | 131.0 |
| 17 | Opti Blue | 14766 | Hein, David |  USA | 24.0 | 14.0 | (48.0) | 13.0 | 10.0 | 33.0 | 16.0 | 13.0 | (53.0) | 9.0 | 233.0 | 132.0 |
| 18 | Opti Red | 1384 | McLaughlin, Jamie |  CAN | 17.0 | 2.0 | 17.0 | 6.0 | 29.0 | 10.0 | (37.0) | 18.0 | (54.0) | 36.0 | 226.0 | 135.0 |
| 19 | Opti Red | 1407 | Doyon, Pierre-Alexandre |  CAN | 10.0 | (40.0) | 13.0 | 14.0 | 8.0 | 29.0 | (34.0) | 21.0 | 26.0 | 18.0 | 213.0 | 139.0 |

| | | | | | | | | | | | | | | | | |
|----|------------|-------|---------------------------|--|------------|--------|--------|--------|--------|--------|--------|------------|--------|--------|-------|-------|
| 20 | Opti Red | 1178 | Murphy, Minette |  CAN | 7.0 | 37.0 | 9.0 | (59.0) | 20.0 | 21.0 | 9.0 | (41.0) | 28.0 | 15.0 | 246.0 | 146.0 |
| 21 | Opti Blue | 1395 | Vittecoq, Coralie |  CAN | 30.0 | (32.0) | 23.0 | 17.0 | (40.0) | 19.0 | 25.0 | 11.0 | 32.0 | 3.0 | 232.0 | 160.0 |
| 22 | Opti Red | 1382 | Dube, Devan |  CAN | 12.0 | (42.0) | 19.0 | 34.0 | 30.0 | 13.0 | 21.0 | (72.0 OCS) | 8.0 | 28.0 | 279.0 | 165.0 |
| 23 | Opti Red | 1441 | Verrier Paquette, Gabriel |  CAN | (48.0) | 21.0 | 22.0 | 21.0 | 15.0 | 32.0 | (38.0) | 10.0 | 25.0 | 21.0 | 253.0 | 167.0 |
| 24 | Opti Red | 1034 | Wollmann, Ellie |  BMU | 27.0 | 17.0 | 16.0 | (50.0) | 32.0 | 16.0 | 19.0 | (62.0) | 16.0 | 31.0 | 286.0 | 174.0 |
| 25 | Opti Red | 4223 | Broome, Nick |  NZL | 23.0 | (54.0) | (39.0) | 5.0 | 31.0 | 26.0 | 39.0 | 17.0 | 14.0 | 22.0 | 270.0 | 177.0 |
| 26 | Opti Blue | 1242 | Ruitenber, Luke |  CAN | 20.0 | 45.0 | 33.0 | (57.0) | 26.0 | 28.0 | (50.0) | 16.0 | 13.0 | 10.0 | 298.0 | 191.0 |
| 27 | Opti Red | 1383 | Bouelle, Tristan |  CAN | 19.0 | 33.0 | 24.0 | 40.0 | (54.0) | 27.0 | 20.0 | 12.0 | 19.0 | (41.0) | 289.0 | 194.0 |
| 28 | Opti Blue | 3946 | Broome, Sam |  NZL | (44.0) | 23.0 | 26.0 | 25.0 | 14.0 | (34.0) | 22.0 | 31.0 | 24.0 | 29.0 | 272.0 | 194.0 |
| 29 | Opti Red | 1376 | Merry, Emily |  CAN | 21.0 | 13.0 | (42.0) | 35.0 | 22.0 | 30.0 | 11.0 | 35.0 | 31.0 | (38.0) | 278.0 | 198.0 |
| 30 | Opti Blue | 1428 | Lyall, Eric |  CAN | 16.0 | 22.0 | 32.0 | 16.0 | (52.0) | 31.0 | (48.0) | 19.0 | 34.0 | 39.0 | 309.0 | 209.0 |
| 31 | Opti Red | 1358 | Fritz, Alexander |  CAN | 35.0 | 10.0 | 34.0 | 24.0 | 17.0 | 24.0 | (40.0) | 33.0 | 35.0 | (40.0) | 292.0 | 212.0 |
| 32 | Opti Blue | 1272 | Doyon, Charles-William |  CAN | 31.0 | 27.0 | (49.0) | 23.0 | 18.0 | 20.0 | 35.0 | (47.0) | 41.0 | 26.0 | 317.0 | 221.0 |
| 33 | Opti Red | 135 | Rengifo, Ernesto |  VEN | (65.0) | 15.0 | 35.0 | 22.0 | 38.0 | (65.0) | 32.0 | 25.0 | 15.0 | 45.0 | 357.0 | 227.0 |
| 34 | Opti White | 14377 | Bilgen, Derin |  CAN | 5.0 | 20.0 | 28.0 | 28.0 | 34.0 | (66.0) | 23.0 | 44.0 | 48.0 | (66.0) | 362.0 | 230.0 |
| 35 | Opti Red | 166 | Vlasic, Adrian |  CAN | 54.0 | (64.0) | (64.0) | 4.0 | 36.0 | 57.0 | 29.0 | 26.0 | 7.0 | 25.0 | 366.0 | 238.0 |
| 36 | Opti Red | 1342 | Dunn, Nathan |  CAN | 25.0 | (65.0) | 25.0 | 27.0 | 27.0 | 50.0 | 55.0 | (60.0) | 17.0 | 20.0 | 371.0 | 246.0 |
| 37 | Opti Blue | 1415 | Muru, Matti |  CAN | 13.0 | (58.0) | (62.0) | 32.0 | 49.0 | 6.0 | 27.0 | 52.0 | 39.0 | 33.0 | 371.0 | 251.0 |
| 38 | Opti Red | 1421 | De Alcala, Fannie |  CAN | 29.0 | 29.0 | 20.0 | (56.0) | 41.0 | 36.0 | 31.0 | (51.0) | 50.0 | 19.0 | 362.0 | 255.0 |
| 39 | Opti Blue | 1367 | Atkins, Sam |  CAN | (69.0) | 8.0 | 31.0 | 42.0 | 23.0 | 35.0 | 53.0 | 42.0 | (61.0) | 23.0 | 387.0 | 257.0 |
| 40 | Opti Red | 1271 | Roy-Bernier, Clovis |  CAN | (72.0 DSQ) | 18.0 | 27.0 | 44.0 | 45.0 | 23.0 | 41.0 | 23.0 | 42.0 | (55.0) | 390.0 | 263.0 |
| 41 | Opti Red | 151 | Harney, Graham |  CAN | (57.0) | 7.0 | 36.0 | 36.0 | 46.0 | 43.0 | 46.0 | (53.0) | 37.0 | 17.0 | 378.0 | 268.0 |
| 42 | Opti Red | 17653 | Turner, Amy-Katherine |  USA | (55.0) | 46.0 | 50.0 | 38.0 | 37.0 | 41.0 | 13.0 | 24.0 | (56.0) | 37.0 | 397.0 | 286.0 |
| 43 | Opti Red | 1331 | Turner, Matthew |  CAN | 50.0 | 44.0 | (51.0) | (54.0) | 28.0 | 18.0 | 28.0 | 38.0 | 36.0 | 44.0 | 391.0 | 286.0 |

| | | | | | | | | | | | | | | | | |
|----|------------|-------|----------------------------|--|------------|------------|--------|--------|--------|--------|--------|--------|------------|------------|-------|-------|
| 44 | Opti Blue | 1427 | Sullivan, Lauren |  CAN | 37.0 | 43.0 | 29.0 | 55.0 | 43.0 | (56.0) | 45.0 | (56.0) | 38.0 | 11.0 | 413.0 | 301.0 |
| 45 | Opti White | 16091 | Campbell, Kalli |  USA | 26.0 | (55.0) | 44.0 | 45.0 | (48.0) | 42.0 | 44.0 | 28.0 | 46.0 | 32.0 | 410.0 | 307.0 |
| 46 | Opti Blue | 14721 | Demmler, Alex |  USA | (66.0) | 26.0 | 61.0 | (68.0) | 35.0 | 25.0 | 33.0 | 48.0 | 29.0 | 56.0 | 447.0 | 313.0 |
| 47 | Opti White | 1345 | Owen, John |  CAN | 39.0 | 38.0 | 41.0 | 43.0 | (50.0) | 49.0 | 42.0 | (50.0) | 30.0 | 34.0 | 416.0 | 316.0 |
| 48 | Opti Blue | 1431 | Moreno, Andrew |  CAN | (68.0) | (59.0) | 52.0 | 52.0 | 19.0 | 37.0 | 49.0 | 22.0 | 43.0 | 46.0 | 447.0 | 320.0 |
| 49 | Opti Blue | 11482 | Myerscough, Reece |  CAN | 15.0 | 48.0 | (66.0) | 46.0 | 47.0 | 44.0 | 26.0 | 55.0 | (59.0) | 50.0 | 456.0 | 331.0 |
| 50 | Opti White | 1101 | Wollmann, Mikey |  BMU | 53.0 | 57.0 | 37.0 | 48.0 | (60.0) | 46.0 | 14.0 | 46.0 | 33.0 | (61.0) | 455.0 | 334.0 |
| 51 | Opti Red | 1368 | Macrae, Hugh |  CAN | 51.0 | 41.0 | (60.0) | (65.0) | 55.0 | 48.0 | 56.0 | 49.0 | 18.0 | 24.0 | 467.0 | 342.0 |
| 52 | Opti Blue | 1127 | Verrier Paquette, Frederic |  CAN | 56.0 | 53.0 | 46.0 | 47.0 | 39.0 | 40.0 | 47.0 | 15.0 | (65.0) | (60.0) | 468.0 | 343.0 |
| 53 | Opti Red | 1435 | Cullen, Jake |  CAN | 45.0 | 25.0 | 45.0 | 29.0 | (56.0) | 55.0 | (60.0) | 37.0 | 55.0 | 52.0 | 459.0 | 343.0 |
| 54 | Opti Blue | 1448 | Donaldson, Jim |  CAN | 38.0 | (60.0) | 40.0 | 26.0 | 44.0 | (58.0) | 51.0 | 45.0 | 57.0 | 53.0 | 472.0 | 354.0 |
| 55 | Opti Blue | 9150 | Toland, Talia |  USA | (62.0) | 30.0 | 55.0 | 15.0 | 42.0 | 51.0 | 52.0 | 58.0 | 52.0 | (72.0 DSQ) | 489.0 | 355.0 |
| 56 | Opti Blue | 1439 | MacVicar, Ben |  CAN | 42.0 | (67.0) | 53.0 | 31.0 | 53.0 | 62.0 | (64.0) | 36.0 | 49.0 | 48.0 | 505.0 | 374.0 |
| 57 | Opti Blue | 2962 | Bentzen, Blake |  USA | 6.0 | 62.0 | 47.0 | (67.0) | 51.0 | 53.0 | (65.0) | 59.0 | 63.0 | 51.0 | 524.0 | 392.0 |
| 58 | Opti Red | 1236 | Spinelli, Rachel |  CAN | 43.0 | 56.0 | 43.0 | (62.0) | (57.0) | 52.0 | 57.0 | 54.0 | 47.0 | 43.0 | 514.0 | 395.0 |
| 59 | Opti Red | 168 | Archer-Hastie, Keagan |  CAN | 60.0 | (63.0) | 54.0 | 49.0 | 59.0 | (63.0) | 54.0 | 29.0 | 40.0 | 57.0 | 528.0 | 402.0 |
| 60 | Opti Red | 1447 | Linton, Hayley |  CAN | 46.0 | 52.0 | 57.0 | (60.0) | (62.0) | 47.0 | 43.0 | 57.0 | 45.0 | 59.0 | 528.0 | 406.0 |
| 61 | Opti White | 987 | Rieder, Jack |  CAN | 34.0 | (72.0 DNF) | 38.0 | 64.0 | (71.0) | 61.0 | 58.0 | 68.0 | 69.0 TLE | 35.0 | 570.0 | 427.0 |
| 62 | Opti Blue | 1430 | Black, Connor |  CAN | 41.0 | 39.0 | 56.0 | 51.0 | 63.0 | 60.0 | (66.0) | 64.0 | (69.0 TLE) | 62.0 | 571.0 | 436.0 |
| 63 | Opti Red | 1434 | Shaw, Ellie |  CAN | 47.0 | 24.0 | 63.0 | 63.0 | (65.0) | 59.0 | 62.0 | 61.0 | (69.0 TLE) | 64.0 | 577.0 | 443.0 |
| 64 | Opti Red | 943 | Bapty, Jerred |  CAN | 52.0 | 50.0 | (71.0) | 66.0 | (67.0) | 54.0 | 61.0 | 67.0 | 64.0 | 49.0 | 601.0 | 463.0 |
| 65 | Opti White | 124 | Cochrane, Dylan |  CAN | 61.0 | 66.0 | 68.0 | (70.0) | 69.0 | (70.0) | 70.0 | 40.0 | 27.0 | 67.0 | 608.0 | 468.0 |
| 66 | Opti White | 1203 | Moberg-Parker, Henrik |  CAN | (72.0 DNF) | (72.0 DNS) | 70.0 | 61.0 | 66.0 | 67.0 | 63.0 | 32.0 | 51.0 | 58.0 | 612.0 | 468.0 |
| 67 | Opti Red | 1348 | Muru, Jackie |  CAN | 36.0 | 47.0 | 69.0 | (71.0) | 70.0 | (71.0) | 67.0 | 65.0 | 62.0 | 54.0 | 612.0 | 470.0 |

| | | | | | | | | | | | | | | | | |
|----|---------------|------|-----------------------|--|------|---------------|------|------|------|--------|--------|---------------|-------------|---------------|-------|-------|
| 68 | Opti White | 1444 | Mastracci, Michael |  CAN | 64.0 | (72.0 DNF) | 58.0 | 58.0 | 61.0 | 38.0 | 69.0 | (72.0 OCS) | 66.0 | 63.0 | 621.0 | 477.0 |
| 69 | Opti White | 6588 | Williams, Doug |  CAN | 59.0 | (68.0) | 65.0 | 39.0 | 58.0 | 64.0 | (68.0) | 66.0 | 67.0 | 65.0 | 619.0 | 483.0 |
| 70 | Opti Red | 1359 | Prins, Alex |  CAN | 63.0 | 28.0 | 67.0 | 69.0 | 64.0 | 68.0 | (71.0) | 63.0 | 69.0 TLE | (72.0 PTY) | 634.0 | 491.0 |
| 71 | Opti Blue | 1450 | Tulip, Robert |  CAN | 67.0 | 61.0 | 59.0 | 53.0 | 68.0 | (69.0) | 59.0 | (72.0 OCS) | 58.0 | 68.0 | 634.0 | 493.0 |

Scoring codes used

| Code | Description | Points |
|------|--|--------|
| DNF | Started but did not finish | 72 |
| DNS | Came to the start area but did not start | 72 |
| DSQ | Disqualification | 72 |
| OCS | On course side at start or broke rule 30.1 | 72 |
| PTY | | 72 |
| TLE | Finished outside of max 20 minutes from time of first finisher | 69 |

www.rvyc.bc.ca
info@rvyc.bc.ca

Sailwave Scoring Software 2.01 build 8
www.sailwave.com

www.opti2009.ca
johnedwards@shaw.ca