



2017 Canadian Optimist Championships

ROYAL NOVA SCOTIA YACHT SQUADRON



Results are final as of 18:35 August 31

Gold Fleet

Sailed: 11, Discards: 1, To count: 10, Entries: 65, Scoring system: Appendix A

Rank	Nat	SailNo	Helm	Club		Q1	Q2	Q3	Q4	Q5	F1	F2	F3	F4	F5	F6	Total	N
1st		CAN1726	Jack Gogan	RNSYS		2.0	2.0	7.0	7.0	1.0	(11.0)	6.0	9.0	4.0	7.0	6.0	62.0	5
2nd		CAN1417	Noah Adler	RNSYS		5.0	3.0	1.0	3.0	9.0	14.0	(21.0)	3.0	14.0	6.0	2.0	81.0	6
3rd		BER1010	Sebastian Kempe	RBYC		1.0	4.0	2.0	1.0	2.0	2.0	(66.0 BFD)	5.0	9.0	8.0	34.0	134.0	6
4th		CAN1310	Jackson Macaulay	RNSYS		3.0	5.0	1.0	22.0	13.0	(28.0)	1.0	12.0	1.0	12.0	1.0	99.0	7
5th		CAN1646	Carling Davies	RCYC		1.0	7.0	2.0	4.0	15.0	21.0	(27.0)	8.0	3.0	2.0	10.0	100.0	7
6th		CAN1680	Maya Heidenreich	RNSYS		4.0	(66.0 UFD)	7.0	2.0	3.0	4.0	9.0	1.0	5.0	26.0	18.0	145.0	7
7th		BER1224	Christian Ebbin	RBYC		6.0	20.0	3.0	1.0	3.0	12.0	8.0	14.0	(39.0)	10.0 10%	5.0	121.0	8
8th		CAN1677	Andreas Steinitz	BQYC		11.0	1.0	4.0	2.0	4.0	20.0	3.0	(38.0)	19.0	15.0	4.0	121.0	8
9th		CAN1647	Jean-Rene Kiekens-Arana	RStLYC		18.0	16.0	3.0	9.0	5.0	3.0	11.0	15.0	(22.0)	1.0	12.0	115.0	9
10th		USA16712	Ben Foox	SFYC/RNSYS		6.0	2.0	6.0	33.0	16.0	6.0	2.0	16.0	2.0	19.0	(39.0)	147.0	1
11th		ISV224	Julian van den Driessche	St Thomas YC/RVYC		15.0	11.0	6.0	8.0	6.0	8.0	15.0	(40.0)	27.0	5.0	8.0	149.0	1
12th		CAN1420	Liam Sturge	RNSYS		14.0	11.0	5.0	15.0	21.0	(22.0)	13.0	2.0	18.0	14.0	16.0	151.0	1
13th		CAN1397	Spencer Leman	RCYC		3.0	1.0	16.0	20.0	5.0	5.0	(66.0 BFD)	7.0	12.0	32.0	36.0	203.0	1
14th		CAN1466	Niccolo Sangermano	RCYC		9.0 10%	19.0	14.0	31.0	12.0	(41.0)	7.0	30.0	8.0	4.0	3.0	178.0	1
15th		CAN1405	Nathan Duffar-Calder	RStLYC		7.0	14.0	(66.0 UFD)	15.0	34.0	1.0	10.0	6.0	17.0	18.0	17.0	205.0	1
16th		CAN1569	Thomas Staples	RStLYC		13.0	25.0	12.0	6.0	7.0	15.0	24.0	25.0	10.0	13.0	(47.0)	197.0	1
17th		CAN1572	Nicolas Boucher	RStLYC		9.0	(66.0 BFD)	5.0	18.0	30.0	16.0	5.0	29.0	6.0	16.0	23.0	223.0	1
18th		BER2511	Leyli Walker	RBYC		7.0	(66.0 BFD)	10.0	5.0	2.0	45.0	26.0	10.0	16.0	21.0	19.0	227.0	1
19th		CAN1287	Aidan Dennis	PCYC		9.0	8.0	9.0	4.0	7.0	(66.0 UFD)	12.0	11.0	31.0	46.0	45.0	248.0	1
20th		CAN1489	Owen Maloney	CVDM		14.0	25.0	13.0	29.0	14.0	19.0	23.0	22.0	13.0	11.0	(35.0)	218.0	1
21st		BER1042	Genevieve Lau	RBYC		16.0	10.0	10.0	16.0	6.0	10.0	(66.0 BFD)	21.0	7.0	48.0	44.0	254.0	1
22nd		CAN1732	Molly Anderson	RNSYS		19.0	6.0	20.0	18.0	29.0	26.0	28.0	(44.0)	15.0	17.0	14.0	236.0	1
23rd		CAN1768	Mathieu Graham	CRYC/RNSYS		10.0	6.0	15.0	19.0	12.0	42.0	4.0	31.0	35.0	(66.0 DNC)	24.0	264.0	1
24th		CAN1740	Kelley Poole	RVicYC		26.0	13.0	20.0	13.0	19.0	25.0	16.0	4.0	(54.0)	42.0	20.0	252.0	1
25th		CAN1427	Alexander Roy	RNSYS		21.0	4.0	11.0	10.0 10%	4.0	18.0	29.0	36.0	26.0	40.0	(57.0)	256.0	1

Rank	Nat	SailNo	Helm	Club		Q1	Q2	Q3	Q4	Q5	F1	F2	F3	F4	F5	F6	Total	N
26th		AUS1631	Bridget Conrad	AIODA		(66.0 BFD)	10.0	17.0	10.0	1.0	36.0	34.0	26.0	28.0	25.0	29.0	282.0	2
27th		CAN1042	Christopher Tang	RNSYS/PYSF		31.0	22.0	19.0	11.0	35.0	29.0	(38.0)	19.0	20.0	20.0	13.0	257.0	2
28th		ISV820	Max van den Driessche	St Thomas YC/RVYC		20.0	18.0	21.0	17.0	27.0	13.0	18.0	27.0	25.0	53.0	(56.0)	295.0	2
29th		CAN1620	Nathan Latka	ABYC		12.0	9.0	30.0	6.0	20.0	32.0	35.0	28.0	43.0	28.0	(62.0)	305.0	2
30th		CAN1696	Josh Edwards	HSC		10.0	(66.0 BFD)	27.0	35.0	10.0	24.0	30.0	13.0	32.0	55.0	7.0	309.0	2
31st		CAN1458	Lindsay Davies	RCYC		25.0	18.0	32.0	35.0	23.0	27.0	14.0	(46.0)	11.0	34.0	26.0	291.0	2
32nd		CAN1581	Ayrton Stein	RNSYS		5.0	16.0	30.0	8.0	8.0	34.0	(51.0)	41.0	40.0	41.0	31.0	305.0	2
33rd		CAN1254	Amy Glennie	ABYC		4.0	(66.0 BFD)	11.0	12.0	28.0	7.0	39.0	48.0	46.0	45.0	15.0	321.0	2
34th		CAN1737	Jonas Dornieden	RNSYS		35.0	28.0	8.0	38.0	28.0	(51.0)	20.0	18.0	23.0	31.0	27.0	307.0	2
35th		BER1127	Rachael Betschart	RBYC		8.0	5.0	13.0	45.0	15.0	9.0	(66.0 BFD)	35.0	36.0	54.0	42.0	328.0	2
36th		CAN1533	Sam Barbara	LYC		8.0	30.0 10%+30%	25.0	14.0	24.0	44.0	32.0	32.0	45.0	9.0	(59.0)	322.0	2
37th		CAN1142	Charles Larochele	RSILYC		(66.0 BFD)	8.0	16.0	16.0	10.0	59.0	66.0 BFD	17.0	24.0	10.0	37.0	329.0	2
38th		CAN1738	Daniel Connors	RNSYS		30.0	15.0	(66.0 DSQ)	34.0	19.0	33.0	19.0	23.0	21.0	33.0	41.0	334.0	2
39th		CAN1339	Clea Yates	RCYC		18.0	14.0	12.0	37.0	14.0	23.0	48.0	39.0	41.0	29.0	(61.0)	336.0	2
40th		CAN1731	Stephen Cramm	RNSYS		11.0	27.0	4.0	13.0	32.0	52.0	25.0	47.0	(56.0)	47.0	28.0	342.0	2
41st		CAN1574	Paige Kittson	RSILYC		22.0	9.0	19.0	32.0	9.0	47.0	(66.0 BFD)	45.0	33.0	62.0	9.0	353.0	2
42nd		CAN1511	Trevor Davis	RVicYC		20.0	23.0	26.0	39.0	13.0	31.0	42.0	(61.0)	53.0	22.0	25.0	355.0	2
43rd		CAN1665	Winston Ivory	RSILYC		17.0	15.0	23.0	47.0	16.0	35.0	33.0	(66.0 RET)	29.0	49.0	33.0	363.0	2
44th		CAN1705	Braden Johnson	FBYC		13.0	19.0	29.0	9.0	11.0	43.0	40.0	(64.0)	47.0	44.0	43.0	362.0	2
45th		CAN1700	Cruz Custodinho	RVYC		28.0	7.0	8.0	27.0	27.0	49.0	54.0	(58.0)	51.0	23.0	30.0	362.0	3
46th		CAN1553	Hugo Lemieux	EVO		12.0	13.0	15.0	23.0	11.0	(58.0)	37.0	43.0	52.0	52.0	52.0	368.0	3
47th		CAN1322	Piper Howell	RCYC		23.0	(66.0 BFD)	9.0	25.0	30.0	17.0	17.0	34.0	38.0	58.0	65.0	382.0	3
48th		BER1129	Laura Hupman	RBYC		26.0	22.0	28.0	20.0	22.0	30.0	45.0	50.0	48.0	27.0	(54.0)	372.0	3
49th		CAN1911	Mattias Moberg Parker	RVYC		22.0	30.0	66.0 DNE	17.0	8.0	(66.0 DNC)	22.0	57.0	59.0	24.0	22.0	393.0	3
50th		CAN1610	Kooper Zacharczuk	BHYC / BQYC		23.0	43.0	18.0	42.0	25.0	38.0	43.0	53.0	(60.0)	35.0	11.0	391.0	3
51st		CAN1711	Gabrielle Rafuse	RNSYS		33.0	21.0	31.0	19.0	20.0	39.0	(55.0)	51.0	34.0	38.0	48.0	389.0	3
52nd		CAN1372	Louis-Eric Leblanc	CVDM		34.0	24.0	14.0	40.0	18.0	57.0	36.0	37.0	37.0	39.0	(58.0)	394.0	3
53rd		CAN1672	Claire Ramsey	RNSYS/COSA/RVYC		19.0	17.0	29.0	24.0	42.0	56.0	44.0	60.0	(63.0)	51.0	21.0	426.0	3
54th		CAN1741	Grace Poole	RVicYC		34.0	36.0	28.0	12.0	42.0	37.0	47.0	(55.0)	30.0	50.0	53.0	424.0	3
55th		CAN1671	Darren Zhang	RVYC		35.0	34.0	22.0	14.0	31.0	54.0	56.0	(63.0)	61.0	30.0	32.0	432.0	3
56th		CAN1719	Tuskar Lordly	RNSYS		48.0	12.0	51.0	5.0	17.0	46.0	(66.0 BFD)	24.0	49.0	57.0	63.0	438.0	3
57th		CAN1585	Davis Dejean	ABYC		24.0	24.0	24.0	22.0	38.0	55.0	31.0	56.0	58.0	(61.0)	40.0	433.0	3
58th		CAN1650	Mats Braaten	PCYC		30.0	31.0	17.0	27.0	46.0	50.0	41.0	42.0	(65.0)	36.0	60.0	445.0	3











Rank	Nat	SailNo	Helm	Club		Q1	Q2	Q3	Q4	Q5	F1	F2	F3	F4	F5	F6	Total	N
59th		CAN1632	James Fair	KYC		17.0	(66.0 UFD)	38.0	24.0	18.0	40.0	46.0	20.0	64.0	56.0	64.0	453.0	3
60th		CAN1704	Fiona McInnes	RVYC		29.0	33.0	36.0	21.0	31.0	(62.0)	50.0	52.0	44.0	43.0	50.0	451.0	3
61st		CAN1401	Trevor Aitken	SBYC		33.0	42.0	25.0	7.0	36.0	61.0	(66.0 BFD)	33.0	55.0	66.0 DNC	55.0	479.0	4
62nd		BER1118	Millie Lewis	RBYC		39.0	32.0	38.0	28.0	23.0	(60.0)	49.0	59.0	42.0	59.0	49.0	478.0	4
63rd		CAN1684	Andrew Giacomuzzo	BQYC		21.0	(66.0 BFD)	26.0	32.0	34.0	63.0	66.0 BFD	49.0	57.0	37.0	38.0	489.0	4
64th		CAN1450	Marco Rossi	RVYC		46.0	38.0	33.0	23.0	22.0	48.0	52.0	(62.0)	50.0	60.0	51.0	485.0	4
65th		BER1027	Skye Oliveira	RBYC		32.0	32.0	44.0	26.0	25.0	53.0	53.0	54.0	62.0	(63.0)	46.0	490.0	4

Silver Fleet

Sailed: 11, Discards: 1, To count: 10, Entries: 64, Scoring system: Appendix A

Rank	Nat	SailNo	Helm	Club		Q1	Q2	Q3	Q4	Q5	F1	F2	F3	F4	F5	F6	Total	Net
1st		CAN1745	Olivia Johnston	RCYC		15.0	(66.0 UFD)	27.0	40.0	46.0	7.0	9.0	7.0	11.0	12.0	9.0	249.0	183.0
2nd		CAN1669	Owen Gormely	RCYC		(66.0 BFD)	66.0 BFD	24.0	21.0	26.0	7.0 10%	11.0	1.0	2.0	13.0	16.0	253.0	187.0
3rd		CAN1335	Patrick Desrochers	PCYC		(45.0)	29.0	39.0	44.0	37.0	2.0	2.0	2.0	8.0	3.0	21.0	232.0	187.0
4th		CAN1758	Jessica Roy	BBYC		(60.0 30%)	34.0	42.0	11.0	44.0	14.0	3.0	13.0	21.0	6.0	6.0	254.0	194.0
5th		CAN1551	Theo Spooen	CVDM		(54.0)	44.0	22.0	43.0	24.0	12.0	10.0	9.0	23.0	5.0	13.0	259.0	205.0
6th		CAN1491	Macy Cudmore	PEI		(66.0 BFD)	23.0	48.0	46.0	39.0	9.0	6.0	25.0 30%	7.0	1.0	4.0	274.0	208.0
7th		CAN1496	Livi Allen	RNYC/RNSYS		51.0	20.0	31.0	(66.0 DNC)	29.0	11.0	5.0	31.0	12.0	9.0	11.0	276.0	210.0
8th		CAN1334	Thomas Desrochers	PCYC		38.0	17.0	36.0	(43.0)	37.0	3.0	7.0	42.0	5.0	7.0	28.0	263.0	220.0
9th		CAN1593	Dillon Soin	ABYC		36.0	(66.0 BFD)	32.0	49.0	39.0	13.0	8.0	11.0	16.0	2.0	29.0	301.0	235.0
10th		CAN1505	Maxime Mimeault	EVO		32.0	35.0	35.0	25.0	(48.0)	4.0	12.0	23.0	32.0	16.0	24.0	286.0	238.0
11th		CAN1483	Rory Walsh	RVYC		24.0	12.0	34.0	(66.0 DNC)	66.0 DNC	31.0	1.0	4.0	1.0	34.0	39.0	312.0	246.0
12th		BAH176	Joshua Weech	NYC		28.0	(66.0 UFD)	66.0 UFD	38.0	32.0	8.0	18.0	8.0	14.0	25.0	18.0	321.0	255.0
13th		CAN1211	Loa Dinel	BLBC		29.0	30.0	43.0	46.0	(50.0)	21.0	4.0	39.0	18.0	4.0	22.0	306.0	256.0
14th		CAN1022	Ben Sweeny	RVYC		31.0	33.0	42.0	41.0	(53.0)	22.0	14.0	17.0	37.0	18.0	3.0	311.0	258.0
15th		CAN1763	Francis Charland	CVDM		36.0	21.0	34.0	(41.0)	40.0	37.0	15.0	19.0	6.0	35.0	23.0	307.0	266.0
16th		CAN1706	Océane Troquet	RSStLYC		25.0	(66.0 BFD)	35.0	30.0	33.0	65.0 UFD	65.0 UFD	15.0	3.0	15.0	1.0	353.0	287.0
17th		CAN1413	Jack Schauer	RCYC		16.0	(66.0 BFD)	23.0	37.0	45.0	65.0 UFD	65.0 UFD	5.0	29.0	10.0	10.0	371.0	305.0
18th		CAN1383	Christopher Kitson	RCYC		(66.0 BFD)	66.0 BFD	18.0	66.0 DNS	66.0 DNS	5.0	65.0 UFD	3.0	13.0	8.0	7.0	383.0	317.0
19th		CAN1477	Ryan Clarke	PCYC		40.0	27.0	53.0	(66.0 DNS)	66.0 DNS	6.0	65.0 DNC	16.0	17.0	14.0	14.0	384.0	318.0
20th		CAN1421	Arnaud Leblanc	CVDM		47.0	39.0	41.0	(66.0 DNC)	66.0 DNC	15.0	24.0	12.0	38.0	33.0	5.0	386.0	320.0
21st		CAN1527	Benno Wurts	CYC		43.0	45.0	21.0	42.0	35.0	29.0	21.0	24.0	48.0	(58.0)	12.0	378.0	320.0
22nd		CAN1668	Annalise Balasubramanian	RCYC		27.0	37.0	(66.0 UFD)	36.0	33.0	17.0	20.0	41.0	25.0	42.0	43.0	387.0	321.0
23rd		CAN1715	Sullivan Nakatsu	BBYC		(49.0)	48.0	49.0	26.0	21.0	16.0	16.0	43.0	45.0	21.0	41.0	375.0	326.0
24th		CAN1733	Kate Dennis	PCYC		41.0	(66.0 BFD)	33.0	51.0	52.0	23.0	31.0	29.0	10.0	26.0	35.0	397.0	331.0
25th		CAN1612	Olivia Robin	RSStLYC		42.0	40.0	46.0	33.0	(47.0)	42.0	29.0	46.0	19.0	19.0	20.0	383.0	336.0

Rank	Nat	SailNo	Helm	Club		Q1	Q2	Q3	Q4	Q5	F1	F2	F3	F4	F5	F6	Total	Net
26th		CAN1635	Danny Assimakopoulos	ABYC		(66.0 BFD)	66.0 BFD	66.0 DSQ	10.0	26.0	65.0 UFD	13.0	32.0	4.0	23.0	34.0	405.0	339.0
27th		CAN1693	Alex Clancy	CYC		54.0	42.0	(56.0)	45.0	41.0	26.0	26.0	18.0	36.0	50.0	2.0	396.0	340.0
28th		CAN1366	Emil Nowosielski-Tessier	BYC		27.0	28.0	47.0	47.0	(66.0 DNC)	49.0	49.0	25.0	9.0	30.0	30.0	407.0	341.0
29th		CAN1534	Leva Leving	RNSYS		37.0	26.0	40.0	36.0	43.0	19.0	(44.0)	37.0	34.0	41.0	36.0	393.0	349.0
30th		CAN1743	Andrew Pulsifer	BYC		37.0	(58.0)	50.0	34.0	43.0	45.0	22.0	40.0	43.0	17.0	19.0	408.0	350.0
31st		CAN1223	Charlie Fournier	WAEG		49.0	35.0	51.0	48.0	38.0	(52.0)	36.0	21.0	30.0	22.0	26.0	408.0	356.0
32nd		CAN1241	John Roberts	CYC		41.0	47.0	(66.0 UFD)	44.0	40.0	35.0	19.0	38.0	35.0	11.0	49.0	425.0	359.0
33rd		CAN1094	Isabel Foy	BYC		(58.0)	49.0	53.0	28.0	36.0	33.0	27.0	35.0	15.0	39.0	46.0	419.0	361.0
34th		CAN1661	Tim Mendham	RVYC		43.0	39.0	46.0	30.0	17.0	46.0	55.0	(65.0 DNC)	26.0	46.0	15.0	428.0	363.0
35th		CAN1441	Zac Barbara	LYC		52.0	56.0	48.0	(66.0 DNC)	66.0 DNC	10.0	23.0	27.0	31.0	20.0	32.0	431.0	365.0
36th		CAN522	Claire Laderoute	ABYC		50.0	26.0	44.0	(66.0 DNC)	66.0 DNC	18.0	37.0	14.0	42.0	32.0	37.0	432.0	366.0
37th		CAN1545	Jesse King	DYC		44.0	46.0	43.0	(66.0 DNC)	66.0 DNC	34.0	34.0	33.0	20.0	27.0	25.0	438.0	372.0
38th		CAN1701	Chase Custodinho	RVYC		42.0	31.0	37.0	(66.0 UFD)	41.0	25.0	65.0 UFD	44.0	44.0	38.0	27.0	460.0	394.0
39th		CAN1713	Spencer Dillon	BBYC		55.0	(66.0 BFD)	45.0	66.0 DNC	66.0 DNC	28.0	25.0	34.0	33.0	37.0	8.0	463.0	397.0
40th		CAN1710	Zoe Folsetter	RHYC / RNSYS		(53.0)	51.0	45.0	31.0	51.0	44.0	39.0	30.0	28.0	36.0	42.0	450.0	397.0
41st		BAH137	Jaxon Parker Searcy	NYC		64.0	41.0	40.0	50.0	44.0	24.0	35.0	22.0	55.0	29.0	(65.0 DNF)	469.0	404.0
42nd		CAN1617	Jonah Friesen	PYC		50.0	29.0	54.0	(66.0 DNC)	66.0 DNC	36.0	40.0	20.0	49.0	48.0	17.0	475.0	409.0
43rd		CAN6	Greyson Corbett-Lumb	CYC		44.0	43.0	50.0	(66.0 DNC)	66.0 DNC	48.0	28.0	28.0	24.0	49.0	38.0	484.0	418.0
44th		CAN1630	Connor Corcoran	RNSYS/Sail Maine		(66.0 BFD)	37.0	39.0	39.0	66.0 DNF	27.0	65.0 UFD	10.0	47.0	28.0	65.0 DNC	489.0	423.0
45th		BAH2	Morgan Grammatico	BNSS		66.0 DNE	(66.0 BFD)	52.0	29.0	49.0	50.0	30.0	36.0	46.0	43.0	40.0	507.0	441.0
46th		BAH518	Joshua Higgins	HISC		39.0	36.0	55.0	(66.0 DNC)	66.0 DNC	43.0	41.0	52.0	56.0	45.0	31.0	530.0	464.0
47th		CAN1007	Thomas Swales	RNSYS		38.0	54.0	(66.0 UFD)	66.0 DNC	66.0 DNC	32.0	48.0	49.0	27.0	24.0	65.0 DNC	535.0	469.0
48th		CAN1317	Riley Macaulay	RNSYS		53.0	(66.0 BFD)	57.0	66.0 DNC	66.0 DNC	41.0	50.0	26.0	41.0	31.0	47.0	544.0	478.0
49th		CAN1769	Elena Graham	CRYC/RNSYS		47.0	41.0	59.0	(66.0 DNC)	66.0 DNC	57.0	32.0	55.0	22.0	54.0	52.0	551.0	485.0
50th		CAN1035	Liam Bates	WAEG		45.0	(66.0 BFD)	49.0	66.0 DNC	66.0 DNC	20.0	38.0	50.0	50.0	52.0	51.0	553.0	487.0
51st		CAN2106	Aislin Martin	WAEG		(66.0 BFD)	66.0 BFD	41.0	66.0 DNC	45.0	39.0	46.0	47.0	51.0	47.0	45.0	559.0	493.0
52nd		CAN1425	Thatcher Bailly	LYC		55.0	52.0	37.0	(66.0 DNC)	66.0 DNC	30.0	42.0	48.0	54.0	56.0	65.0 DNF	571.0	505.0
53rd		CAN1759	Calum MacDonald	BBYC		57.0	57.0	(66.0 UFD)	66.0 DNC	66.0 DNC	40.0	17.0	51.0	53.0	40.0	65.0 DNC	578.0	512.0
54th		CAN1793	Kale Chase	DYC		52.0	40.0	61.0	(66.0 DNC)	66.0 DNC	51.0	43.0	45.0	60.0	51.0	44.0	579.0	513.0
55th		CAN1178	Matt McCarthy	DYC		63.0	55.0	52.0	(66.0 DNC)	66.0 DNC	38.0	33.0	56.0	58.0	59.0	50.0	596.0	530.0
56th		CAN1755	Finlay Macaulay	RNSYS		61.0	53.0	54.0	(66.0 DNC)	66.0 DNC	56.0	51.0	58.0	40.0	65.0 DNC	33.0	603.0	537.0
57th		BAH519	Caleb Logan Major	HISC		46.0	(66.0 BFD)	58.0	66.0 DNC	66.0 DNC	53.0	47.0	53.0	57.0	44.0	53.0	609.0	543.0
58th		CAN1720	Thomas Storer	BYC		48.0	38.0	60.0	(66.0 DNC)	66.0 DNC	65.0 DNC	65.0 DNC	65.0 DNC	39.0	55.0	48.0	615.0	549.0
59th		CAN1493	Henry Simms	RNSYS		59.0					47.0	45.0	54.0	59.0	60.0		653.0	587.0

Rank	Nat	SailNo	Helm	Club		Q1	Q2	Q3	Q4	Q5	F1	F2	F3	F4	F5	F6	Total	Net
							(66.0 UFD)	66.0 UFD	66.0 DNC	66.0 DNC						65.0 DNF		
60th		CAN2734	Max Gerstenberger	WAEG		51.0	(66.0 BFD)	62.0	66.0 DNC	66.0 DNC	54.0	52.0	59.0	61.0	53.0	65.0 DNC	655.0	589.0
61st		CAN1552	Huntley Blair	HYC		56.0	50.0	47.0	(66.0 DNC)	66.0 DNC	65.0 DNC	65.0 DNC	65.0 DNC	65.0 DNC	65.0 DNC	65.0 DNC	675.0	609.0
62nd		CAN7043	William Watson	WAEG		60.0	(66.0 BFD)	66.0 UFD	66.0 DNC	66.0 DNC	65.0 UFD	53.0	60.0	52.0	57.0	65.0 DNC	676.0	610.0
63rd		CAN1480	Thomas Green	RNSYS		62.0	59.0	(66.0 DNC)	66.0 DNC	66.0 DNC	55.0	54.0	57.0	62.0	65.0 DNC	65.0 DNC	677.0	611.0
64th		CAN1990	Mattias Leslie	LYC		(66.0 DNC)	66.0 DNC	66.0 DNC	66.0 DNC	66.0 DNC	65.0 DNC	65.0 DNC	65.0 DNC	65.0 DNC	65.0 DNC	65.0 DNC	720.0	654.0

Scoring codes used

Code	Description	Points
10%	10% Scoring penalty calculated as per RRS 44.3	Varies
10%+30%	Accumulative scoring penalty (10%+30%) as per RRS 44.3	30
30%	30% Scoring penalty calculated as per RRS 44.3	Varies
BFD	Black flag disqualification under rule 30.4	66
DNC	Did not come to the starting area	Varies
DNE	Disqualification (other then DGM) not excludable under rule 88.3(b)	66
DNF	Started but did not finish	Varies
DNS	Came to the start area but did not start	66
DSQ	Disqualification	66
RET	Retired	66
UFD	Uniform flag disqualification under rule 30.3	Varies

<https://www.rnsys.com/racedirector@rnsys.com>

Sailwave Scoring Software 2.19.8
www.sailwave.com

<https://2017opticanadians.com/opticanadians2017@rnsys.com>